



2024 Post-Election Trends

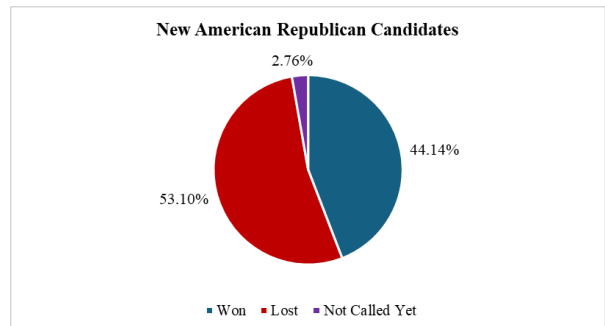
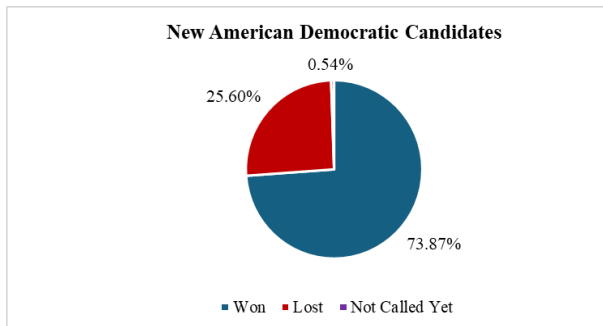
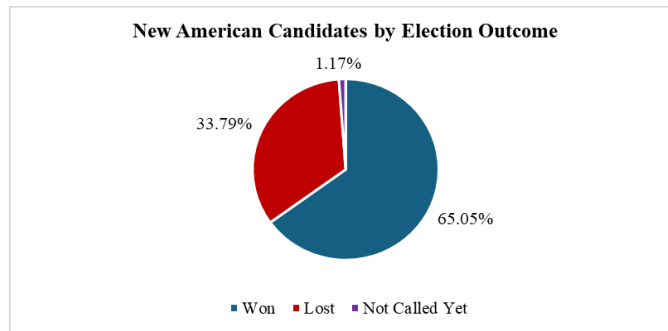
FACT SHEET

Key Takeaways

- **New Americans now represent 5.48% of all state legislators**—405 representatives total—and achieved a 65.05% win rate in the general election.
- **Top Performers by Racial and Ethnic Group:** New American candidates of **MENA (Middle Eastern and North African)** (73.91%) and **Black** (71.64%) heritage achieved the highest win rates among all racial and ethnic groups.
- **Immigrant Generational Differences:** Second-generation immigrants—children of at least one immigrant parent—outperformed first-generation immigrants—individuals who themselves immigrated to the U.S.—securing victories at higher rates.
- **Gender Dynamics:** While more New American men ran for office, women New Americans had higher win rates—70.92% win rate compared to 59.23% for men—and remained better represented in state legislatures.
- **LGBTQ+ Success:** New American candidates identifying as LGBTQ+ achieved an impressive **80.95% win rate**, showcasing resilience and strong voter support.
- **Party Differences:** Republican New American candidates (44.14%) had lower win rates than their Democratic (73.87%) counterparts.
- **State-Level Variations:** Win rates varied significantly among states with the most New American candidates. For instance:
 - **New York** led with an **81.25% win rate**.
 - **Florida** came in last with **52.38%**.
- **Perfect Records:** Four states—**Maine, Nebraska, Oklahoma, and West Virginia**—saw **100% of their New American candidates win**.

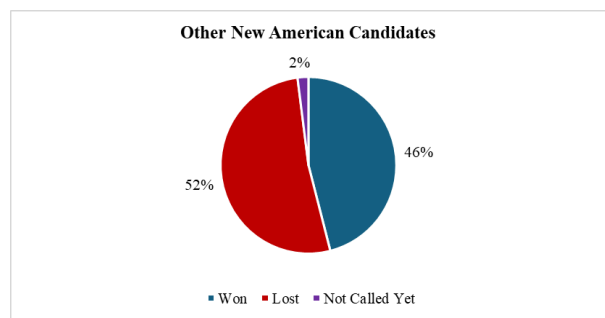
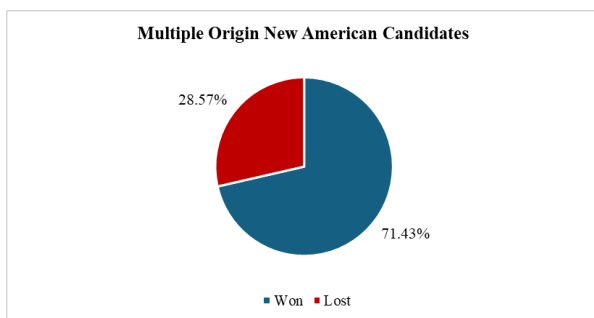
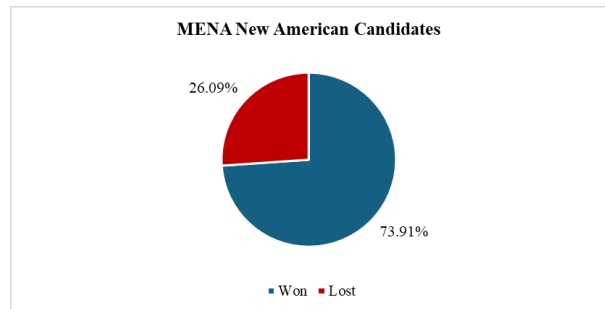
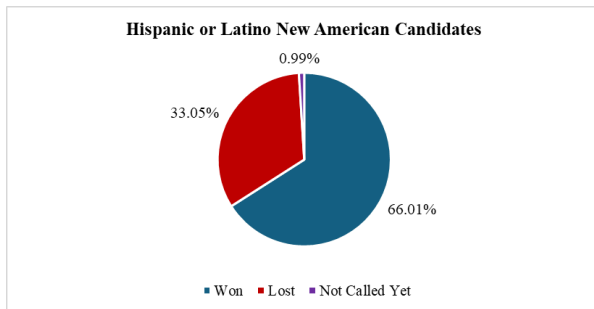
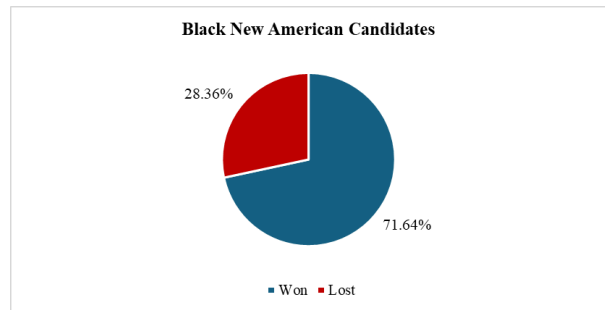
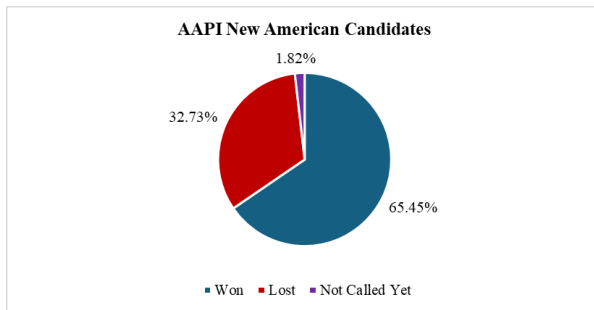
New American State Legislative Candidates by Election Outcome

In the 2024 election cycle, a historic number of New American candidates participated in state legislative races, with 5,807 seats available nationwide. Out of 702 New American candidates who ran, 515 advanced to the general election, representing 73.36% of those who participated in the primaries. Ultimately, 335 of these candidates won their elections, resulting in a success rate of 65.05% in the general election. This high achievement was largely driven by Democrats and incumbents, who enjoyed notably high win rates. In contrast, non-incumbent and Republican New American candidates experienced lower success rates. Third-party candidates struggled as well, with none of the three candidates winning their races.

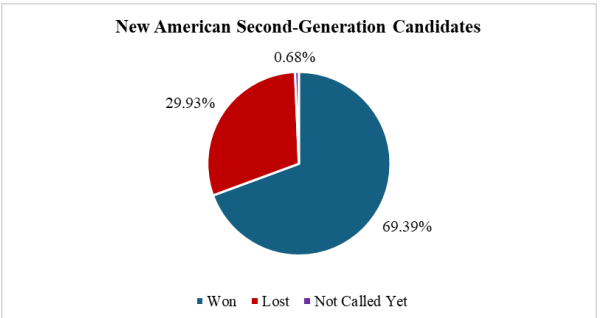
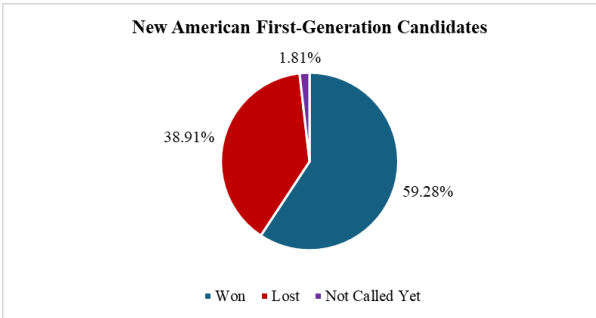
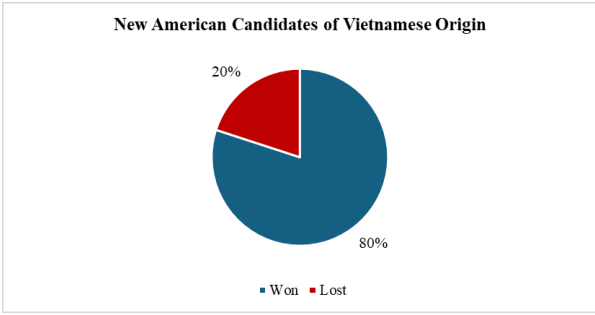
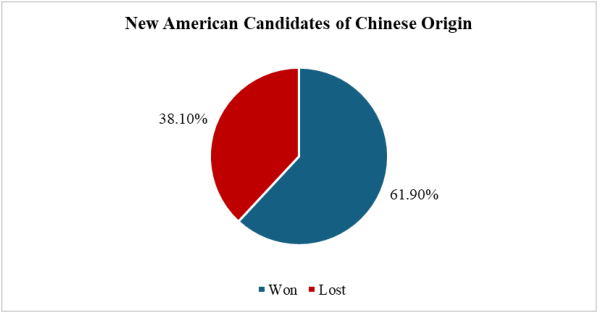
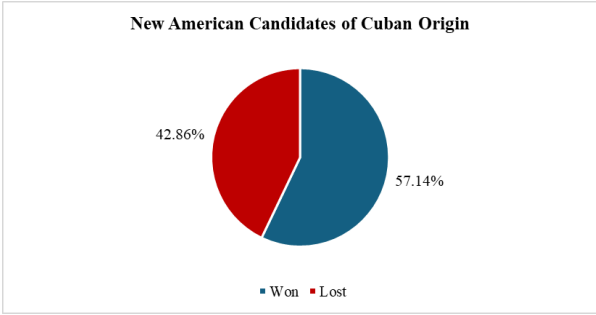
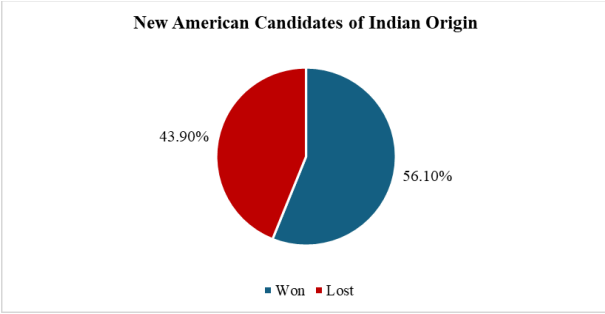
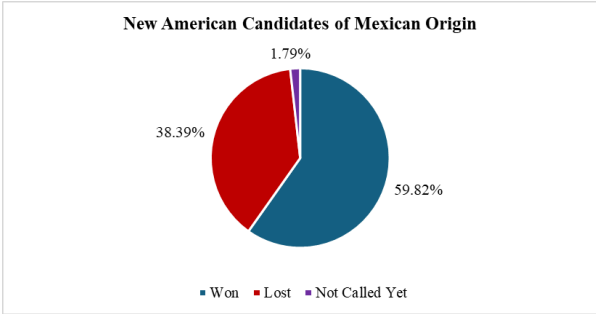


Election Outcomes by Race and Ethnicity, Country of Origin, and Generational Status

New American state legislative candidates in the 2024 election saw notable success across various racial, ethnic, and generational groups, with MENA (73.91%) and Black (71.64%) candidates achieving the highest win rates. Second-generation New Americans outperformed first-generation candidates, securing a nearly 70% win rate compared to 59% for first-generation candidates.¹ Among the top five countries of origin by the number of candidates, individuals with Vietnamese heritage led with an impressive 80% win rate.

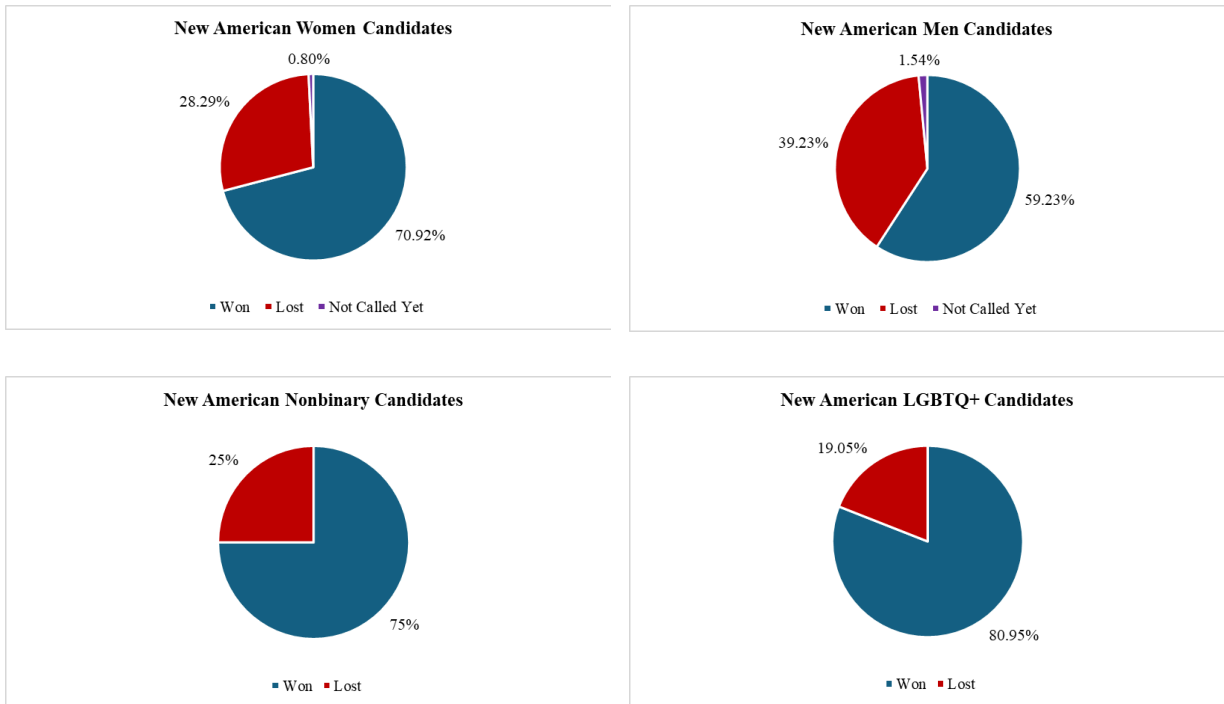


¹ We refer to first-generation as someone who personally migrated to the United States and second-generation immigrant as someone whose parent(s) migrated to the United States.



Election Outcomes by Gender and LGBTQ+ Identities

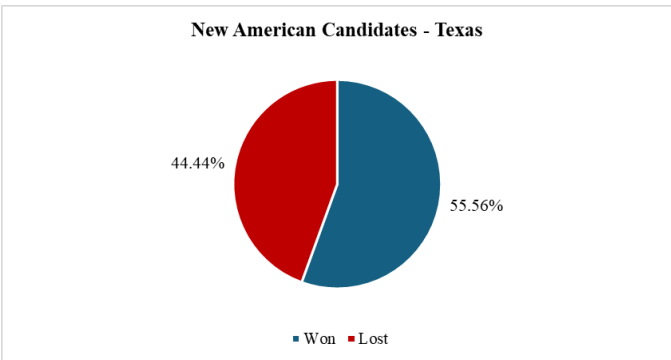
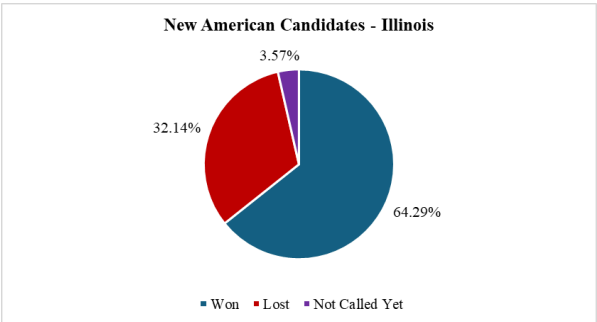
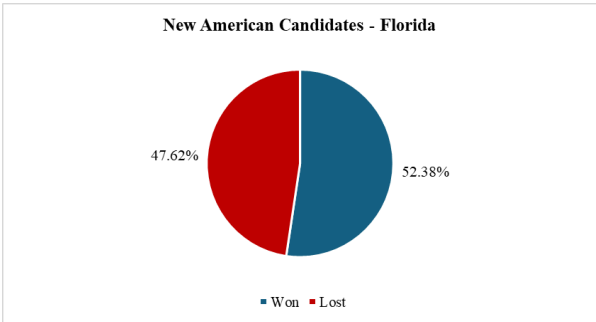
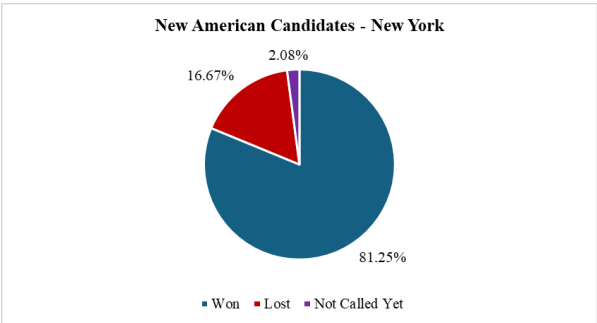
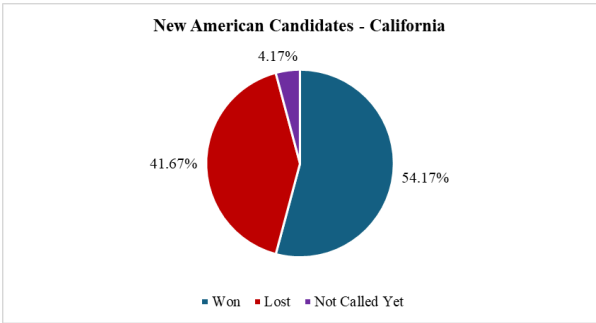
While there were more New American men (260) running for office than women (251), New American women outperformed their male counterparts, achieving a 70.92% win rate compared to 59.23% for men. Nonbinary candidates also fared well, with 75% securing victories. LGBTQ+ New American candidates stood out with an exceptional 80.95% win rate, showcasing strong voter support for diverse representation.



Election Outcomes by State

New American candidates in Florida faced significant challenges in the 2024 election. Despite being among the states with the most New American state legislative candidates in the general election, Florida had one of the lowest win rates, with just 52.38% of candidates securing victories. This underscores the uphill battle faced by New American candidates in the state compared to others with high candidate participation, such as New York, which saw an impressive 81.25% win rate.

In contrast, several states stood out for their exceptional success rates. Maine, Nebraska, Oklahoma, and West Virginia achieved a remarkable 100% win rate for their New American candidates, while Massachusetts closely followed with a 94.12% win rate.



Conclusion

As we reflect on the historic achievements of New American candidates in the 2024 state legislative elections, we invite you to actively engage with our research resources and join our efforts to foster a more inclusive political landscape. Your support and partnership are crucial as we continue to track and analyze the progress of diverse candidates and work to remove barriers to office.

- **Utilize NALAF's Research Resources:** Leverage our existing reports and the New American Candidate Database (NACD) to inform policy discussions, advocacy efforts, and academic research. Our data and findings are critical for stakeholders aiming to understand the dynamics of New American representation and its impact on our democracy.
- **Partner With Us:** Join NALAF in our mission to enhance the representation of New Americans in state legislatures across the country. Collaborative efforts can amplify our impact and bring about significant changes.
- **Support NALAF Initiatives:** Your contributions and support help us continue our research and expand our outreach, including expanding the NACD to cover local, state executive, and federal offices. Expanding the NACD is crucial for a fuller understanding of New American representation and for addressing systemic barriers at all levels of government.

Connect and Collaborate With Us!

nalaf.org

research@nalaf.org

@NALActionFund

@NewAmericanLd

The New American Leaders Action Fund, a 501(c)(4) organization, is dedicated to building a democracy that represents and includes all people by engaging new voters, supporting New Americans as they run for office, and expanding civic engagement.

Our affiliated 501(c)(3) organization, **New American Leaders**, empowers New Americans to run, win, and lead, creating an inclusive democracy that works for and represents everyone through trainings, building partnerships with elected officials to pursue inclusive policies, researching solutions to break down systemic barriers, and honoring the contributions of New American elected officials.